






THT Current Sense Transformers & Inductors



-  VDE Approved
-  Designed for switching power supply applications
-  Transformer meets IEC950 insulation requirements
-  Frequency range from 20kHz to 200kHz

Electrical Specifications @ 25°C - Operating Temperature -40°C to +125°C

Part Number Transformer with 2-1 T Primaries	Schem. Figure	Part Number Transformer with 1T Primary	Schem. Figure	Part Number Inductor without Primary	Schem. Figure	Turns Ns	Secondary Inductance MH (MIN)	Secondary Inductance Test Voltage (15.75 KHz)	RS (Ω MAX)	RT (Ω MAX)	Primary Unipolar Amp μ Sec. Rating (MAX)	Primary Bipolar Amp μ Sec. Rating (MAX)
—	1C	PE-63586NL	1A	PE-51686NL	2A	50	5.0	0.5	0.7	50	150	300
PE-64487NL	1C	PE-63587NL	1A	PE-51687NL	2A	100	2.0	1.0	1.40	100	300	600
PE-64488NL	1C	PE-63588NL	1A	PE-51688NL	2A	200	80.0	2.0	4.50	200	600	1200
PE-64517NL	1D	—	—	PE-51717NL	2B	50CT	5.0	0.5	0.7	50	150	300
PE-64518NL	1D	PE-63618NL	1B	PE-51718NL	2B	100CT	20.0	1.0	1.40	100	300	600
PE-64519NL	1D	PE-63619NL	1B	PE-51719NL	2B	200CT	80.0	2.0	4.50	200	600	1200
—	—	PE-63691NL	1B	—	—	300CT	180.0	3.0	11.0	300	900	1800

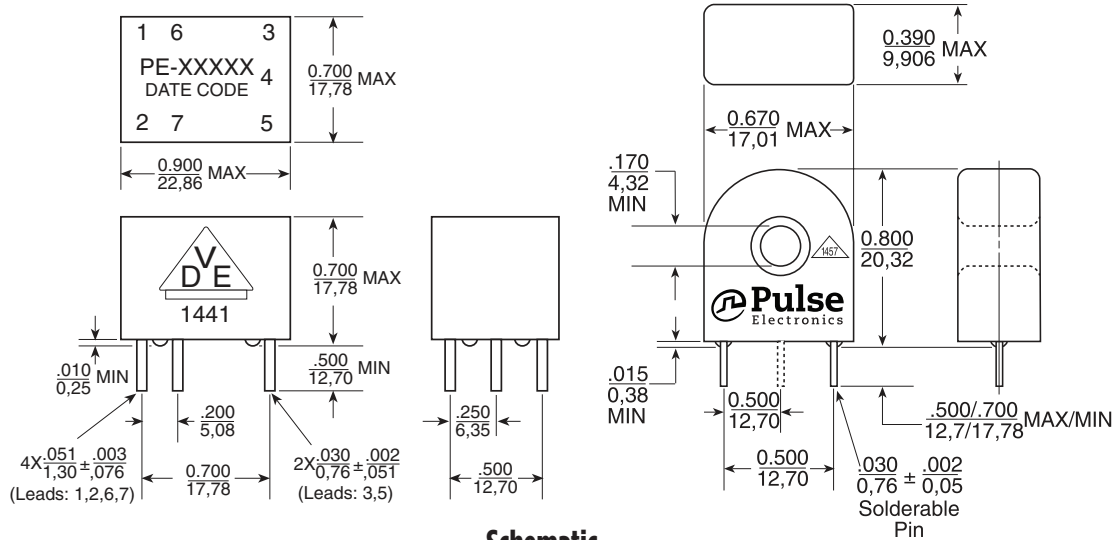
Notes:

1. Maximum ratings specified with rated secondary terminating resistance and 1 turn primary.
2. Amp-microsend (AμSec.) rating of primary equals volt microsend (VμSec.) rating of secondary when secondary is terminated in rated resistance. (Amp - microseconds is equal to the product of a square pulse of current in amps, times the current pulse width in microseconds).
3. Maximum operating temperature 105°C (ambient plus rise).
4. When terminated with rated terminating resistance, the inductor scale factor is $V_{out} = 1$ volt per amp. for center tapped units terminating resistance for each half of winding is listed value divided by two.
5. 1 turn primary peak sense current is 20 amps for all parts listed above.

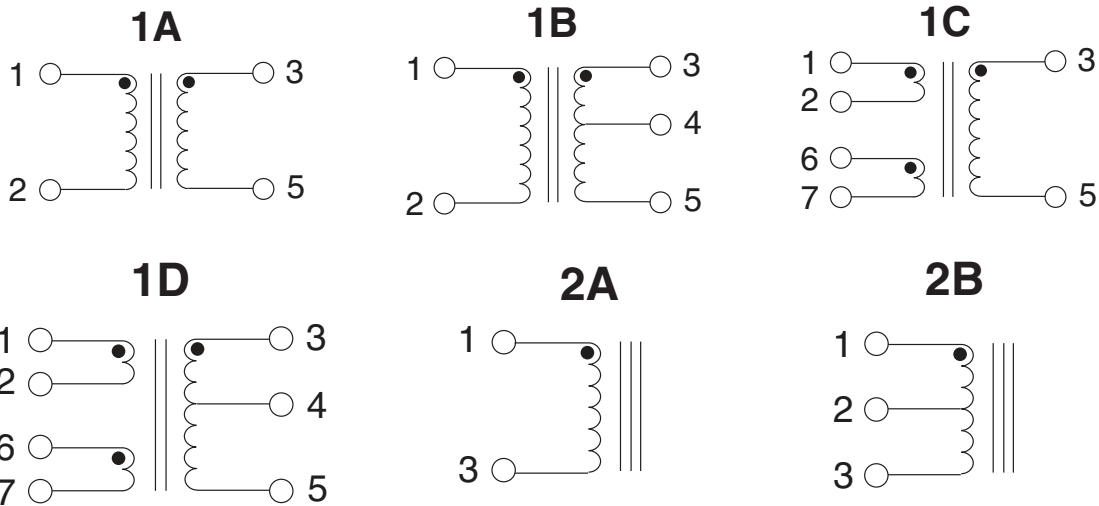
THT Current Sense Transformers & Inductors

Mechanicals

PE-XXXXX



Schematic



For More Information

Pulse Worldwide Headquarters
12220 World Trade Drive
San Diego, CA
92128
U.S.A.

Pulse Europe
Einsteinstrasse 1
D-71083 Herrenberg
Germany

Pulse China Headquarters
B402, Shenzhen Academy of
Aerospace Technol-
ogy Bldg.
10th Kejinan Road
High-Tech Zone
Nanshan District
Shenzhen, PR China
518057
Tel: 86 755 3396678
Fax: 86 755 33966700

Pulse North China
Room 2704/2705
Super Ocean Finance
Ctr.
2067 Yan An Road
West
Shanghai 200336
China
Tel: 86 21 62787060
Fax: 86 2162786973

Pulse South Asia
135 Joo Seng Road
#03-02
PM Industrial Bldg.
Singapore 368363
Tel: 65 6287 8998
Fax: 65 6287 8998

Pulse North Asia
3F, No. 198
Zhongyuan Road
Zhongli City
Taoyuan County 320
Taiwan R. O. C.
Tel: 886 3 4356768
Fax: 886 3 4356823 (Pulse)
Fax: 886 3 4356820 (FRE)

Performance warranty of products offered on this data sheet is limited to the parameters specified. Data is subject to change without notice. Other brand and product names mentioned herein may be trademarks or registered trademarks of their respective owners. © Copyright, 2015. Pulse Electronics, Inc. All rights reserved.

Mouser Electronics

Authorized Distributor

Click to View Pricing, Inventory, Delivery & Lifecycle Information:

Pulse:

[PE-63618NL](#) [PE-51688](#) [PE-63691NL](#) [PE-64517NL](#)